

26

FUN
Ideas FOR
BRILLIANT
families
taking on...



the
2.6
challenge

Your family and the 2.6 Challenge

Sunday 26th April was the day the Virgin Money London Marathon was supposed to take place, with tens of thousands of participants set to run just over 26 miles through the heart of the British capital.

But then coronavirus swept across the world and up-ended all our lives – and the marathon was postponed to October.

As well as leaving a lot of runners disappointed, the postponement has left many charities with a serious gap in their funding. The Virgin Money London Marathon raised £66.4 million for good causes last year, and without this annual boost many charities will struggle to keep going – particularly given that the pandemic has led to the cancellation of thousands of other fundraising events.

That's where you and your family come in.

Sunday 26th April will now be the first day of the 2.6 Challenge, a simple, fun way for everyone to play their part in saving the UK's charities and supporting their invaluable work.

Taking part is simple: you just need to set up a Virgin Money Giving page, think of a sponsored activity based around the numbers 26 or 2.6 that you can complete on Sunday 26th April or the days that follow and invite your friends and family to donate. Lockdown means you will need to do this at home – or during your hour's daily exercise, providing you can do so safely and within government guidelines. If millions of households can raise £26 each for their favourite cause, it will help save the nation's charities and show how much we value them along the way.

In order to help get you started, we at Virgin Money Giving have produced this booklet of 26 fun ideas for fundraising challenges. It also contains a poster you can print out, colour in and put in your window to show you're taking part or that you've completed the challenge. If you need to set up a fundraising page, you can do so in just a few minutes at virginmoneygiving.com – setting up a page is free and easy to do.

Best of luck with the 2.6 Challenge: let's all be Home Heroes and make 26th April a day to remember.

#Twopointsixchallenge





01 Open your own kitchen restaurant

Restaurants are off limits, so why not create one at home? You'll need to do all the jobs (chef, waiter, dish washer), decorate the table, dress up smart and charge other family members a £2.60 (plus tips!) donation per meal.



03 Build your own escape room

Build your own escape room in one of the rooms in your house. Set a series of puzzles (such as riddles, homemade jigsaws or memory games) with each leading to the next clue and eventually to the final secret phrase which needs to be said to be allowed out. Prop up a phone in the corner of the escape room so the rest of the family can offer tips on the puzzles via video call. If the contestant escapes within 26 minutes you pay a penalty to their donation page, but if they remain stuck in the room it is the failed escapee that must stump up.

02 Hold a virtual circus

Challenge every member of your household to come up with a two minute and six second act (juggling, magic or just clowning around) and then combine them all into a variety show. Email invitations to friends and family and then stream the performance at a set time using video conferencing software such as Zoom, Skype or Houseparty to anyone who has donated to your page.



04 Become a teacher

Can you do a rainbow flick, a cartwheel or draw the perfect dinosaur? Do you know a cake recipe that's to die for or how to play the recorder? Offer one-on-one tuition over a 26-minute video call in return for a donation to your page.




05 Console yourself

We all seem to be getting a bit more screen time at the moment. Put it to good use by hosting a sponsored video-game-a-thon. It could be a 26-team FIFA tournament, a 26-race Mario Kart Grand Prix season or a Fortnite Battle Royale. You can even stream your tournament over Twitch and ask for donations.

06 Put on an indoor Olympics

The Olympics has been postponed until next year, but you can still enjoy a festival of sport. Like London 2012, your front room sports day will consist of 26 'sports' which your family of domestic athletes can be sponsored to take part in. Here are five event ideas to get you started.





07 The putting-away relay

Put a basket of clean, dry, laundry in the front room. Contestants take an item of clothing, fold it, run to place it outside the room of whomever it belongs to and race back to the front room. Whoever delivers the most items wins.

08 Teddy bear bowls

Gather together as many soft toys as you can. Designate a household object as the jack (a small saucepan will do) and from the other side of the room contestants throw their teddies towards it. Whoever gets their teddies closest to the jack wins.



10 The anagram challenge

Using Scrabble tiles or letters written on pieces of paper, the organiser spells out three words based on a theme (e.g animals) for each player. The letters are then jumbled up and the first player to solve their anagram set wins.





11 Toilet roll high jump

Put those stockpiled toilet rolls to good use (or use empty boxes if you've been shopping responsibly) in a high jump. Have the competitors bunny hop from a standing start over a wall of tissues or empty boxes: anyone who knocks the wall down is out. Raise the bar by a layer for each round and the last one hopping is the champion.

09 Speed texting

Fastest fingers first as contestants race to type out a set phrase on their phone and text it to the judge. Typos result in instant disqualification and the judge can verify which text arrives first. If you have a teenager in the house prepare to be schooled.







12 Become a film director

Make your own 26-second stop-motion animation and screen it for the people you live with in a front room cinema, asking people to donate to your page in return for a ticket. You can also distribute it digitally, sending it to anyone who contributes to your page. All you need are some toys, a smartphone or tablet loaded with one of the free stop-motion apps out there (Stop Motion Studio is a good one for Apple users), something to keep the device steady and your imagination. Action!


13 Make your own comic

We all need a laugh right now and comics are fantastically colourful ways to spark some chuckles. Draw a 26-frame grid and create your own characters before trading digital copies (an emailed smartphone photo, or, better still, a PDF using a scanning app) in exchange for a donation to your page. You could even make it an episodic affair with weekly installments to keep readers hooked.



14 Create your own quiz

Ahaslides.com is a great site for creating easy, multiple choice quizzes that anyone in the world can play on their phone, tablet or computer. It's free for up to seven players and the interface is easy enough for everyone to get to grips with. Within minutes you can have a 26-question quiz ready to go – you just need to pick a time for your virtual quiz to start and ask friends and family to donate to take part.



15 Organise a virtual battleships World Cup

Battleships, the age-old game in which two people call out grid references and attempt to sink each other's fleet, is perfect for playing over a video call. Up the ante by creating a virtual tournament: charge players £2.60 to enter, print out the grid at the end of this pack, draw names from a hat and let the knockout fun begin. The winner gets a small prize, nautical bragging rights and the right to be referred to as 'Admiral' henceforth.

16 Craft your own hometown Monopoly set

It has been a while since many of us have got anywhere near Pall Mall, so play tribute to everyone's favourite board game by creating your own mini Monopoly set. To make it personal, replace the classic London locations with the homes of the first 26 people to donate to your page – the more they give, the higher the value of their square. Then create your own Community Chest and Chance cards and you've also got a brilliant boredom killer. You can even auction off the completed set to raise more money.



17 Stage a fly-off

Grab a stack of A4 paper and open up foldnfly.com or one of the myriad other sites offering blueprints for such exotic-sounding planes as the UFO, the Zip Dart, the Lock Bottom and the Canard. Fold yourself the perfect craft and then pit your wits against 25 other budding pilots, who can pay to enter your competition and submit video evidence of how far they flew (tip: make sure to keep an eye out for strategically placed fans). The furthest flyer is the winner.

18 Form a band

You may be musically gifted already, in which case, bravo – grab your instruments, use some of your newfound free time wisely and start a band. Design posters, send them to your nearest and dearest and charge them admission to a 26-minute-long gig broadcast live from your living room. If you're not a natural musician or don't have instruments to hand, fear not: you can grab some tablespoon castanets, some saucepan cymbals and a xylophone fashioned from glasses containing varying levels of water and let loose. Your long-suffering friends and families can always hit mute and plaster on a rictus grin as you plough your way through your set list.




19 Throw a kitchen disco

A bit of a dance does us all good. Compile your own 26-track playlist and trade access to your home nightclub for a donation to your page. For a real communal spirit, nominate a time for everyone to hit play and share the fun over a video call.

20 Host a Great British Bake Off with a difference

A baking competition that is all about beauty, the entries for your virtual GBBO will be all about presentation rather than taste. Challenge 26 wannabe bakers to create their own showstoppers (charging them to enter) and then judge photographs of their entries safe in the knowledge you won't actually have to taste any of their soggy-bottomed monstrosities.



21 Try the keepy-uppy challenge

This one's simple. It's just you, a ball, and a sponsored challenge of your soccer prowess: doing 26 keepy-uppies in a row. If you've got outside space then let loose. If you're doing this indoors, a word of warning: anyone with sub-Messi skills should consider clearing the mantelpiece of much-loved family knickknacks before starting.

22 Climb a mountain

An Teallach in Scotland is the 26th tallest mountain in the British Isles, with its peak standing at 1,062 metres. Your challenge is to climb it. From home. With the average domestic staircase taking you up just over 3.5 metres, you'll need to ascend 300 of them to equal the towering elevation of this majestic peak – we suggest you split the task between you and your family members and get sponsored to complete it. Do make sure you're up to the task first, though, and take it at a steady pace – apparently mountain rescue teams object to being called out to people's staircases during a lockdown.



The marathon could not be run
So charities could lose a ton
But millions of kids
Raised 26 quids
And did it while having top fun



23 Write a book of limericks

What's more fun than writing a limerick? Writing a whole bunch of them! Get your household together and set them the challenge of writing some beautifully-crafted limericks, then compile them into a collection which you can email to friends and family in return for a £2.60 donation.

25 Throw a smartphone scavenger hunt


A photographic scavenger hunt is a great way of either spicing up people's hour of exercise or getting them to dig through their possessions at home. Create a list of 26 items contestants have to snap on their smartphones on April 26th. It should be a mixture of easy (a tree, a red felt tip, a 2.6 Challenge poster) and tricky (a dog that looks like a celebrity, an old school report). Get people to pay to enter and whoever gets the most snaps wins.



24

Learn some new moves

Write down the names of 26 classic dances, from the Macarena to Gangnam Style, and put them in a hat. Everyone donates to enter either in person or via a video call. They then take turns to pull a dance out the hat, watch the relevant YouTube tutorial and then get their groove on in front of the group. Watching the more ungainly contestants struggling with the Floss will be worth the sponsorship money in itself.



26 Host a cheer pong competition

Cheer pong is so addictive your family members will pay to play (and maybe even to watch). Here's how you do it...

You'll need:

- 26 cups
- A drink of some sort (anything from water to something stronger if only adults are playing)
- A ping-pong ball
- A table

How to play:

- Write a different forfeit, such as 'hop around the room' or 'donate an extra £1', on each of the cups
- Partially fill the cups with the drink of your choice
- At both ends of the table arrange 13 cups in any formation
- Split the players into two teams, one at either end of the table
- Take turns attempting to throw the ball into the cups of the opposing team – either directly or after a few perfectly placed bounces
- Each time you land a ball in one of your opponent's cups let out a huge cheer as they have to do the forfeit written on it
- As well as the forfeit your opponent must drink the cup's contents before the cup is removed from play
- The team which runs out of cups in front of them first loses the game

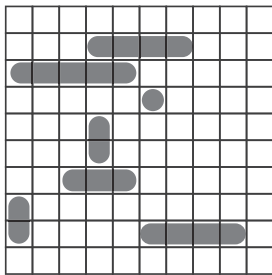


How to play battleships

Battleships is a game for two players, whose objective is to 'sink' the other player's battleships by guessing their coordinates on a grid.

Setting up

Print out the two 10x10 grids opposite, or draw your own, labelling the sides with letters and numbers.

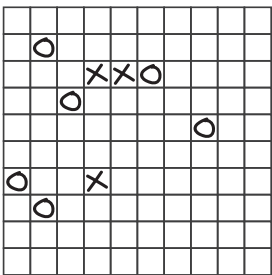


Position your fleet of ships by drawing them on the 'your ships' grid. Each ship occupies a set number of adjacent squares either horizontally or vertically, but not diagonally. You can see how many squares each ship needs to be opposite, and how many of each you need to draw. Players should not be able to see each other's grids.

horizontally or vertically, but not diagonally. You can see how many squares each ship needs to be opposite, and how many of each you need to draw. Players should not be able to see each other's grids.


Playing the game:

Players take turns firing shots at their opponent by calling out the coordinates of a square (eg. E8). The opponent responds with 'hit' if the square is occupied with part of a ship or 'miss' if it isn't. If a player's shot hits the last remaining square occupied by a ship their opponent must announce "You sank my battleship/cruiser/submarine etc".



Each player should record their opponent's shots on the 'your ships' grid, and their own shots on the 'enemy ships' grid with an 'X' for a hit and an 'O' for a miss:

for a hit and an 'O' for a miss:

 The first player to sink all their opponent's ships wins the game.

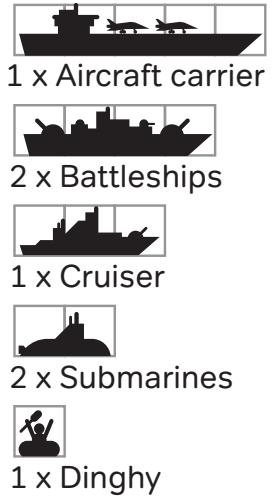
Organising a tournament:

To organise a knockout tournament you'll need four, eight, 16 or 32 players who will compete in pairs, with the winners progressing to the next round. Why not create your own World Cup-style wallchart to keep track?

YOUR SHIPS

	A	B	C	D	E	F	G	H	I	J
1										
2										
3										
4										
5										
6										
7										
8										
9										
10										

YOUR FLEET

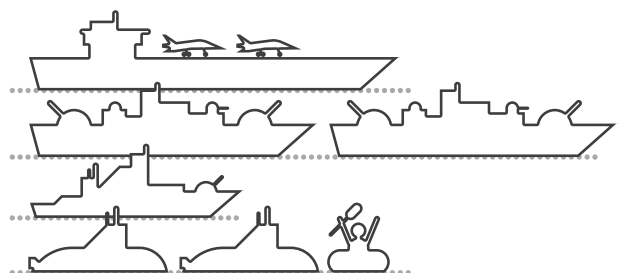



ENEMY SHIPS

	A	B	C	D	E	F	G	H	I	J
1										
2										
3										
4										
5										
6										
7										
8										
9										
10										



Colour in each vessel as you destroy it





Please visit my page at uk.virginmoneygiving.com/

to donate and help **Save the UK's charities**

OUR FAMILY

FINISHED

the

2.6

challenge

Please visit my page at uk.virginmoneygiving.com/

you can still donate and help **Save the UK's Charities**